

SALLI SOLO SWING



Salli Solo Swing is a traditional saddle chair with an undivided seat. On the swinging seat you will get more movement into your day.

Salli Solo Swing is well suited for those who prefer a solid seat. Even though the healthiest option is always the two-part seat, the anatomically designed Salli Solo Swing puts as little pressure as possible on the genital area, thus enabling a good position.

Recommended only for part-time use.

SEAT

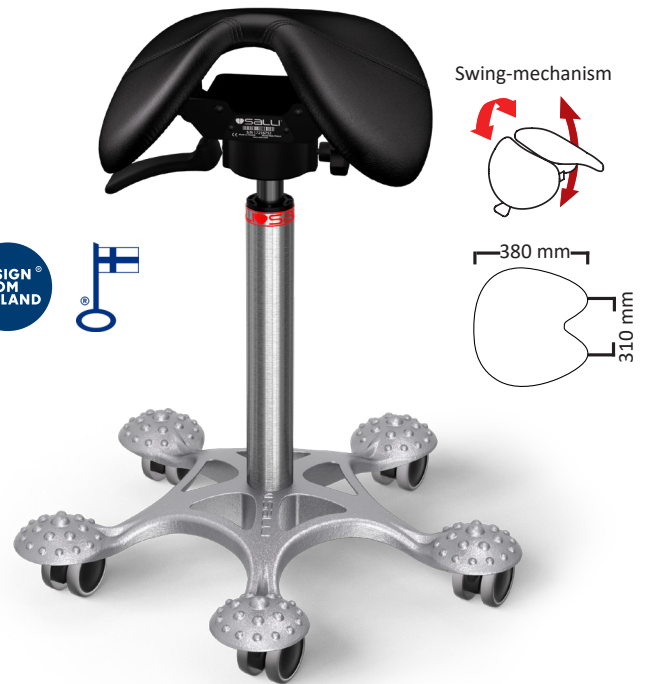
- One-part seat with active seat
- 3 mm steel sheet seat plate
- Leather (has seams), artificial leather, ESD artificial leather, or wool

GAS SPRINGS

	User height (cm)	Chair height Gas spring (mm, min-max)	Chair height Top & Bottom gas spring (mm, min-max)
Short	under 165	435-535	465-570
Medium	160-185	520-690	535-700
Long	over 175	595-825	615-845

Mini gas spring is available for special circumstances; use depends on the working height, not on the height of the user.

Note! If you are using industrial or inline castors, the chair is 35 mm higher than the measurements shown in the table.



TECHNICAL FEATURES

- Weight 10.3 kg
- Height control by hand as a standard; Top & Bottom (foot height control) available
- Maximum load 120 kg
- Warranty 10 years

BASES



Salli Base

- Ø 560 mm, aluminium
- Metallic or black



Aluminium Base

- Ø 540 mm
- Metallic or black



Plastic base

- Ø 580 mm
- Black

CASTORS



Soft standard

- Ø 65 mmw
- For hard floors



Inline Industrial

- Ø 75 mm
- For uneven floors, ideal also for hair-dressers and on wall-to-wall carpets


LEATHER



ARTIFICIAL LEATHER




WOOL



ESD ARTIFICIAL LEATHER



SEAT COVERS



ACCESSORIES

Suitable For **Salli Solo Swing**

ALLROUND

Allround moves freely on all sides of the chair, and also around its own axis. Can be used as a support for either one arm or both arms. Ø 600 mm base required.



TOB & BOTTOM

Enables height adjustment without using the lever by hand. Recommended for hygienic environments, such as operating theatres and dental clinics.



FOOT SUPPORT

A perfect accessory for high workstations to support the feet. Recommended for temporary use only. Ø 460 mm.

